



# Pirates

**Every school holiday, families across the Stepney Partnership enjoy participating in 'Family Homework'.**

**Children, siblings and parents/carers learn together and have fun! This half-term's homework invites you to learn all about Pirates. When you come back to school, you can share your learning with your teacher and your class.**




The Jolly Roger flag, a white skull and cross bones on a black background, was designed to be scary! Design your own pirate flag or make your own Jolly Roger.



Pirates sailed the seven seas, but what are the most important seas and oceans? Design a map of the world's oceans.



Use junk modelling materials such as boxes, toilet rolls, coloured paper and tin foil to make a pirate accessory. Make a cutlass, a pirate hat, a telescope, an eye-patch, a shield or maybe even a pirate ship!



Design a treasure map. Use coordinates to show the location of different areas—don't forget to include the treasure!




Play pirate hide and seek. Hide pictures of pirates around your house or garden, or in the park. Challenge your family to find them. The one with most pictures is the winner!



Visit your local library or Ideas Store and find some non-fiction books about pirates. Write your own pirate quiz and test a member of your family.



There are many creatures that live in the ocean. Some of them are very dangerous - so dangerous that even pirates would have been scared of them. Choose one and research it to create a science fact file for your chosen sea creature.



Blue-ringed octopus

Great white shark



Lots of pirates have a parrot on their shoulder. Make a model of a parrot by blowing up a balloon and sticking feathers on it. Or make a fact file all about parrots, where they live, what they eat, etc



Find your way through the pirate maze. Now design your own maze. Use plain or squared paper and make it tricky!

Everyone knows the film Pirates of the Caribbean, but how many of the flags below can you identify? They are all Caribbean countries. Use the internet to help you.




Dress up as a pirate and take a photo of yourself.

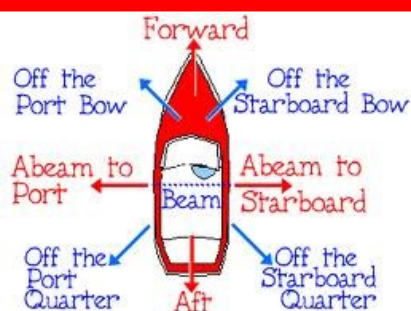






Blackbeard and Anne Bonny were famous pirates. Find out about one of them and create a wanted poster.



Watch Swashbuckle on Cbeebies. Can you learn the pirate song? Write down the lyrics and learn the actions. Write your own pirate song or poem.

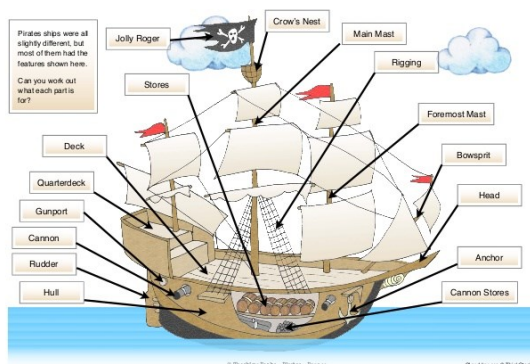


Learn how to direct a ship using the proper nautical terminology




There are many fiction books about pirates. See if you can find some in your local library. Write a book review for your favourite book. Have a go at writing your own pirate story or poem.

Draw a pirate ship and label it



Make a treasure chest and fill it full of treasure made from sweet wrappers, or foil.



Write instructions for a pirate learning how to fight. What to they need to do with their sword, shield and musket?

Ideas for family trips/activities during half term:

- Visit the Cutty Sark- <https://www.rmg.co.uk/cutty-sark>
- Visit the National Maritime museum- They have a whole section on pirates. <https://www.rmg.co.uk/national-maritime-museum>
- Take a trip to an aquarium-<https://www.visitsealife.com/london/>



Use the box below to record any of the Family Homework activities your family has enjoyed this holiday. Be ready to share your homework when you return or take a photo and email it to school.

Name:

Class:

