



## Useful Information for New Reception Families at Stepney Park Primary School

Tuesday 2nd September will be the first day of term. Please see your separate settling-in letter for your child's settling times. All term dates are on our [website](#).

### The Reception Team



Teachers:

Ruji (Maple)

Jessie (Oak)

Lisa and Nasima (Willow)



Early Years Leads: Abi and Dee

### Useful Information

**Uniform:** All Reception children are expected to wear full school uniform.



[Click here for our website with clothing stores.](#)



**Footwear:** School shoes should be black. Ideally your child should wear trainers which they can easily take on and off by themselves. Velcro trainers are preferable. No open toed sandals or shoes which are unsafe for climbing and using the bikes outside.

**PE kits:** Please bring in your kit in a separate bag on a Monday - it can be taken home each Friday to be washed.








### Communication with the school

We will need to contact you to share Newsletters and useful updates at Stepney Park, or in the event of an accident. You must make sure that your personal communication details are up to date at all times. These include phone numbers, email addresses and home address. Please inform the school office immediately if there are any changes.

**School Telephone:** 0207 884 5225

**Email:** [admin@stepneypark.towerhamlets.sch.uk](mailto:admin@stepneypark.towerhamlets.sch.uk)

Please make sure your child has the following at school each day:				
				
<p><b><u>Reusable Water Bottles</u></b> We encourage all children to drink water across the day to stay healthy.</p>	<p><b><u>Wellington Boots</u></b> For exploring outside in all weather, including our woodlands. These can stay at school on their pegs.</p>	<p><b><u>Spare clothes</u></b> Please provide at least 2 of the following items: underwear; socks; tshirts; trousers/leggings; jumpers.</p>	<p><b><u>Book Bag</u></b> So children can safely transport their reading books to and from school. These can be purchased at school uniform shops or the school office. <b>Book bags need to come in daily for letters or book changing.</b></p>	<p><b><u>Suitable clothing for the weather</u></b> Please provide a cap or a hat and suitable coat and check the weather forecast each day. Your child is allowed to play outside in all weather (unless dangerous).</p>
<p><b>All clothing and items to be labelled clearly with your child's name + surname initial. (ie Sara K)</b></p>				

**Normal Timings for the day**

8:50 Arrival through the Redmans Road gate where staff will meet them - gates close at 9am!

3:30 Collection: parents arrive through any gate to collect your child at the Reception classroom doors.

**Physical Care and Health**

**Toileting:** We hope that all children in Reception can use the toilet independently. We know that sometimes we will have to help children who have accidents or, on rare occasions, still wear nappies or pull-ups. All adults in Reception will change children if needed, including changing nappies or cleaning a child. Remind them to tell us if they have accidents.

Please help your child become independent at using the toilet if they are not already.

**Medication:** If your child needs any medication or creams you will need to fill in a form at the office along with an explanation of the reasoning for this so that we can store and administer these.

**Drinks and snacks:** Please provide a water bottle for your child. The school will provide fruit and milk. Your child will be taught to access these independently. There is no need to provide any other food or drink for your child unless they have a dietary need which you must discuss with their teacher and fill in on your admissions form.

**Tapestry ([tapestryjournal.com](http://tapestryjournal.com))**

Tapestry is our online communication platform. We use this to record photos and observations of your child and to share information about their learning with you. You can also share information with us. We will also use Tapestry to keep you informed of trips, events and activities at school and to invite you to share learning experiences. You will need access to a device which has the internet, in order to log onto Tapestry. You should have an account or get emails to activate your new account once all children are fully registered. We will be running a training session for parents new to Tapestry in the first few weeks of school.

The School Website has all useful information you may need: [www.stepneypark.towerhamlets.sch.uk](http://www.stepneypark.towerhamlets.sch.uk)

Please feel free to contact us if you have any questions.



**There is lots you can do to help your child be ready to start Reception with confidence to learn new things, join in with all the different activities and feel happy and proud at school. Here are a few ideas below.**

**English:** Read at home every day - use the [Idea store](#) for great children's books. Find out about phonics on the [Oxford Owl website](#) and watch the Phase 1 [Phonics with Felix](#) videos together. Write their name every day, using lower case letters. (Sara **not** SARA). Make cards for friends, and draw pictures of their favourite story book characters. There are great stories on the [Cbeebies](#) website as well as the [Bedtime Stories](#) on iPlayer.

**Maths:** Count objects around them, look at shapes, and start to find numbers in the environment. Check out these links for some good activities. [Maths Art and Craft](#). Here are some good ideas for maths [activities](#) at home and some other [engaging](#) activities.

**Understanding the World:** Build up your child's interest in the world around them- play in the park, go to the woods, visit the farm and enjoy the free museums in London. Talk with them about what they see and what they think. Prepare them to come to school inquisitive, with their own ideas and excited to learn more.

**Physical Development:** Develop their fine motor skills: Help your child to dress and undress independently, including buttons and zips. Give them time to draw, cut, paint and build, for example with lego.  
Develop their gross motor skills: Support them to climb and balance on even more challenging equipment in the park. Play throwing and catching games and sports like football. Balance, dance and jump together, developing new movements and strengthening their bodies. Make activity fun by adding music.

**Communication and Language:** Talk to your child and expect to hear their words clearly in response. Encourage your child to use complete words and phrases when they ask for things and to speak in full sentences of 4-6 words. For example "I want to play with the cars" or "What's that thing called?" Help your child to use words like 'because', 'or', 'and'. For example: "I like ice cream because it makes my tongue shiver". Encourage your child to answer simple 'why' questions? Learn [Nursery Rhymes](#) and sing these together, make up actions or movements to go along with them.

**Personal Social and Emotional Development:** Help your child to use please and thank you when asking for things. Show them how to wait their turn when playing with other children and to 'use their words' when they are upset. Act out stories with them, have fun making costumes, dressing up and singing songs or retelling stories with toys. Name their emotions eg when they are happy, excited or sad and let them know these are natural. Discourage aggressive behaviour such as hitting and shouting and make sure they understand about using kind, gentle hands.

Prepare your child for their school day by developing good bedtime routines. It is recommended that 3-5 year olds sleep between 10-13 hours a night. A good bedtime is by 8pm.

Learn the route to school if it is new to them and check the best route for your journey to get them into school on time.

Make sure your child understands self care, such as using the toilet, washing their hands and things like wiping their own noses.

Access our [Early Years](#) section of our website for lots more information on understanding learning in Reception.